








# Hollyfield Primary School



## Feedback Policy September 2016

At Hollyfield Primary School all marking should be **meaningful, manageable** and **motivating** and must show impact in relation to children's progress.

All marking of children's work should be in green biro.

Symbol		Meaning	
✓	Correct		
X	Incorrect		
Green highlighting	Green for Seen	Highlight exceptional examples of success for that child or application of a previously taught skill	
Pink highlighting	Pink for Think	Highlight where there is evidence in the child's work of the success criteria not being met or other mistakes have been made	
JM	Juicy Mistake (corrections)	JM Do it again! This symbol can be used by staff and children to identify a mistake that you expect them to have known the answer to. May inform your CTG	
Sp	Spelling Mistake	<p>KS1 High frequency words to be underlined in pink and corrected by the child in the margin</p> <p>Up to 3 other corrections may be given for child to copy 3 times as appropriate</p>	<p>KS2 High frequency words, words they are expected to know or have been taught, to be underlined in pink and corrected by the child at the end of their work</p> <p>Teacher uses judgement to correct other spelling mistakes</p>

	Support	The child has received support during the lesson
	Follow up Intervention	Indicated when a child required further support with the T or TA and to indicate when work completed is a follow up intervention
	Independent	The child has completed the task with no support. Can be used to show when a child has moved from support to working independently
	Group work	Children have completed the work as part of a small group
	Verbal Feedback	You have discussed the child's work during or at the end of the lesson to address any misconceptions
<b>CTG</b>	Close the gap	The children have been set a task to tackle an area of the success criteria that has not been achieved
<b>Challenge</b>	Challenge	The children have achieved all of their success criteria and so have been set a further challenge to apply and deepen their understanding
Pink dot in the margin (can include a prompt such as a ! or ?)		Doesn't make sense including grammatical errors
//		Children to correct in purple New line or paragraph

EYFS		
	Focus Activity	
	Child Initiated	

KS1 success criteria

<p>Date</p> <p><b>LO –</b></p> <p><b><u>Success Criteria</u></b></p> <p>I can</p> <p>I can</p> <p>I can</p> <p>I can</p>	<p>How difficult did you find this?</p> <p style="text-align: center;">    </p> <hr/> <p>Your teacher thinks:</p> <p style="text-align: center;">    </p>
--	---

KS2 success criteria

**Children write the date (short for maths)**

**LO –**

Success Criteria	I think	Teacher thinks

Child and teacher use

✓ = achieved

- = working towards

x = not achieved

Highlight success criteria that is CTG in pink highlighter pen